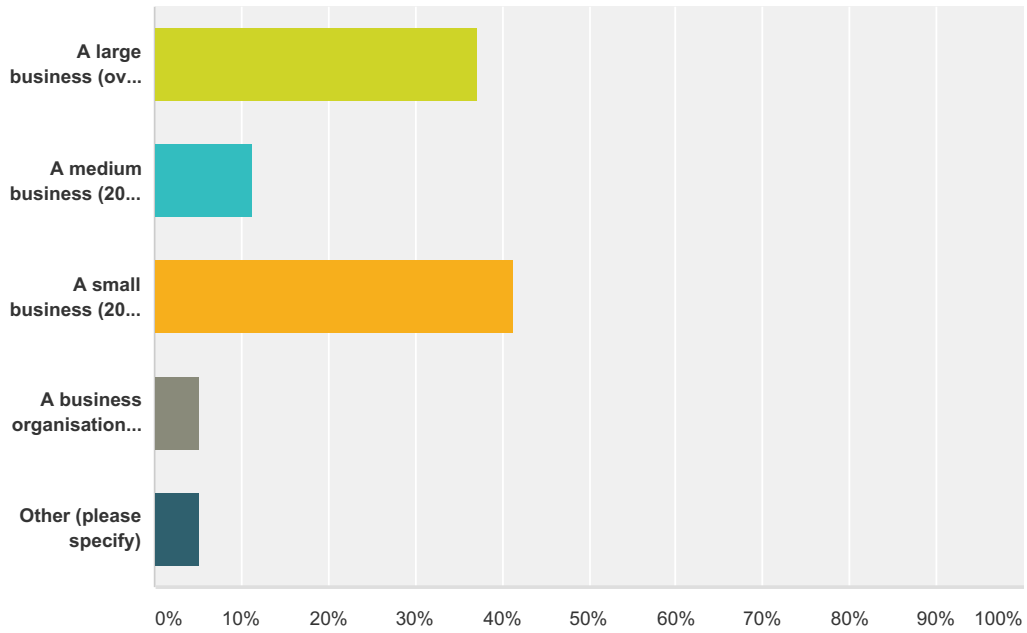


Q1 What size is your organisation?

Answered: 293 Skipped: 0



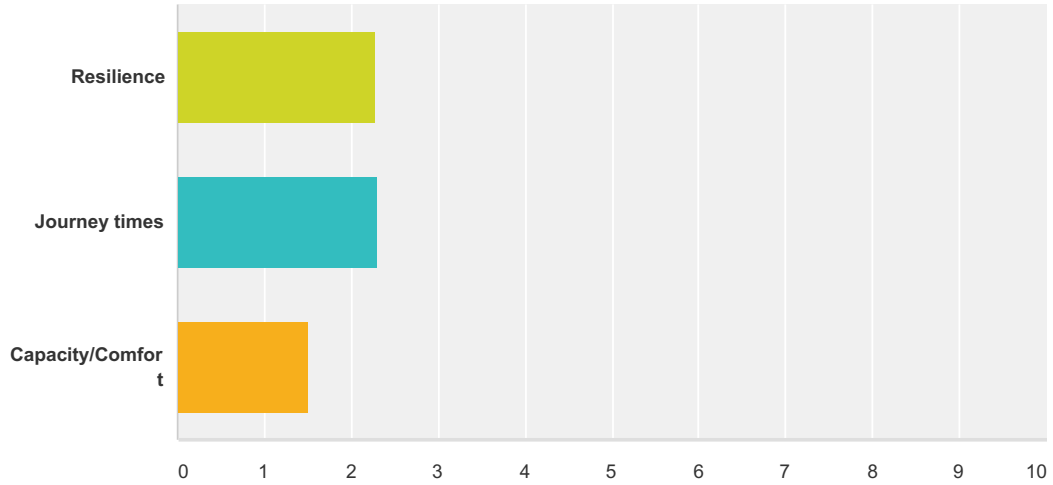
Answer Choices	Responses
A large business (over 50 employees)	37.20% 109
A medium business (20 - 50 employees)	11.26% 33
A small business (20 or fewer employees)	41.30% 121
A business organisation (eg Chamber of Commerce)	5.12% 15
Other (please specify)	5.12% 15
Total	293

Q2 Where is your organisation based?

Answered: 292 Skipped: 1

Q3 Resilience, Journey times and capacity/comfort are the Task Force's three priorities. Please rank these from 1-3 (1 being the most important to your business)

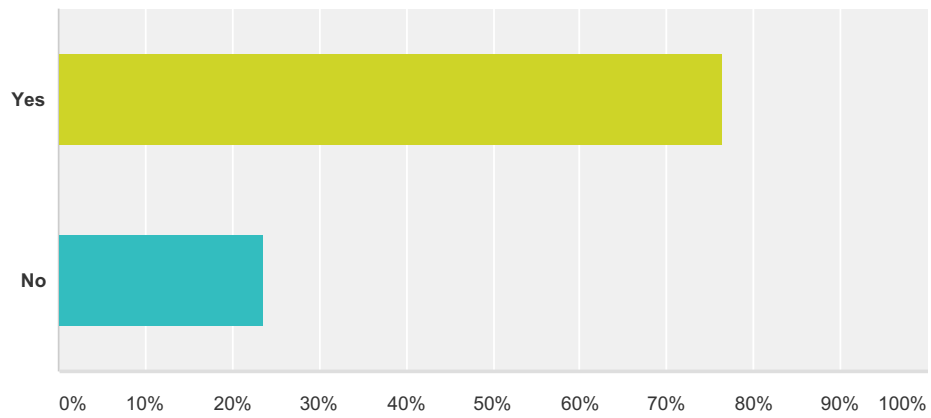
Answered: 289 Skipped: 4



	1	2	3	Total	Score
Resilience	48.72% 133	29.30% 80	21.98% 60	273	2.27
Journey times	44.44% 124	39.78% 111	15.77% 44	279	2.29
Capacity/Comfort	9.93% 28	30.85% 87	59.22% 167	282	1.51

Q4 Is the rail network important to your business?

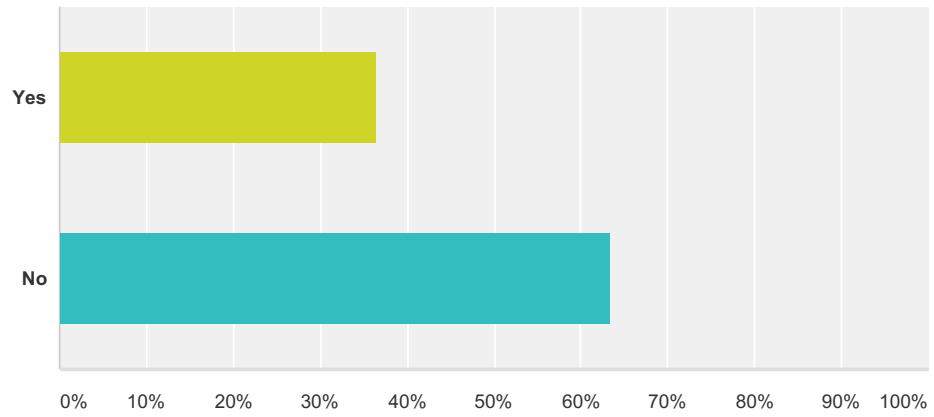
Answered: 285 Skipped: 8



Answer Choices	Responses	
Yes	76.49%	218
No	23.51%	67
Total		285

Q5 Is rail used by your staff for commuting?

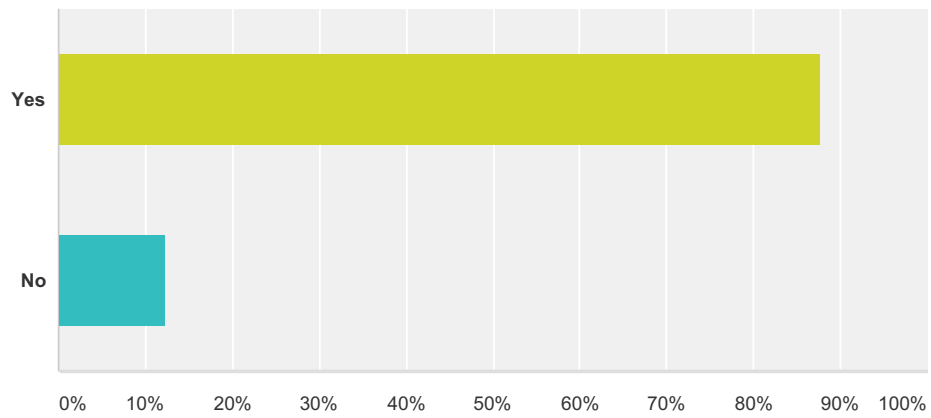
Answered: 285 Skipped: 8



Answer Choices	Responses
Yes	36.49% 104
No	63.51% 181
Total	285

Q6 Is rail used by your staff for business travel?

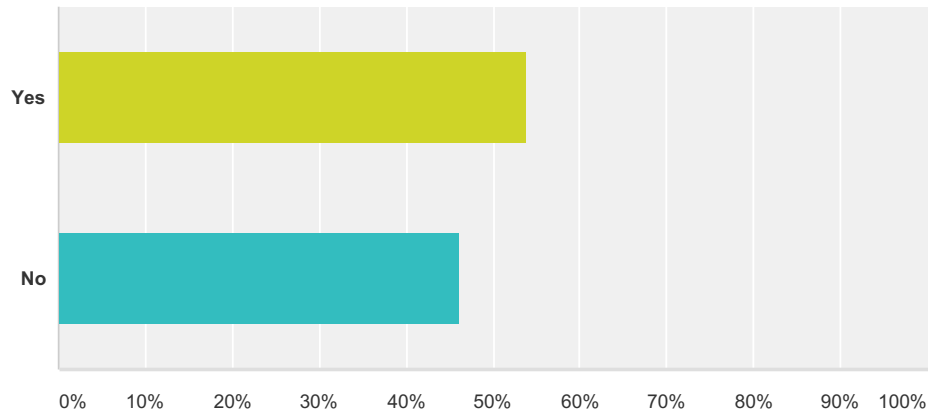
Answered: 286 Skipped: 7



Answer Choices	Responses	
Yes	87.76%	251
No	12.24%	35
Total		286

Q7 Is rail used by your suppliers?

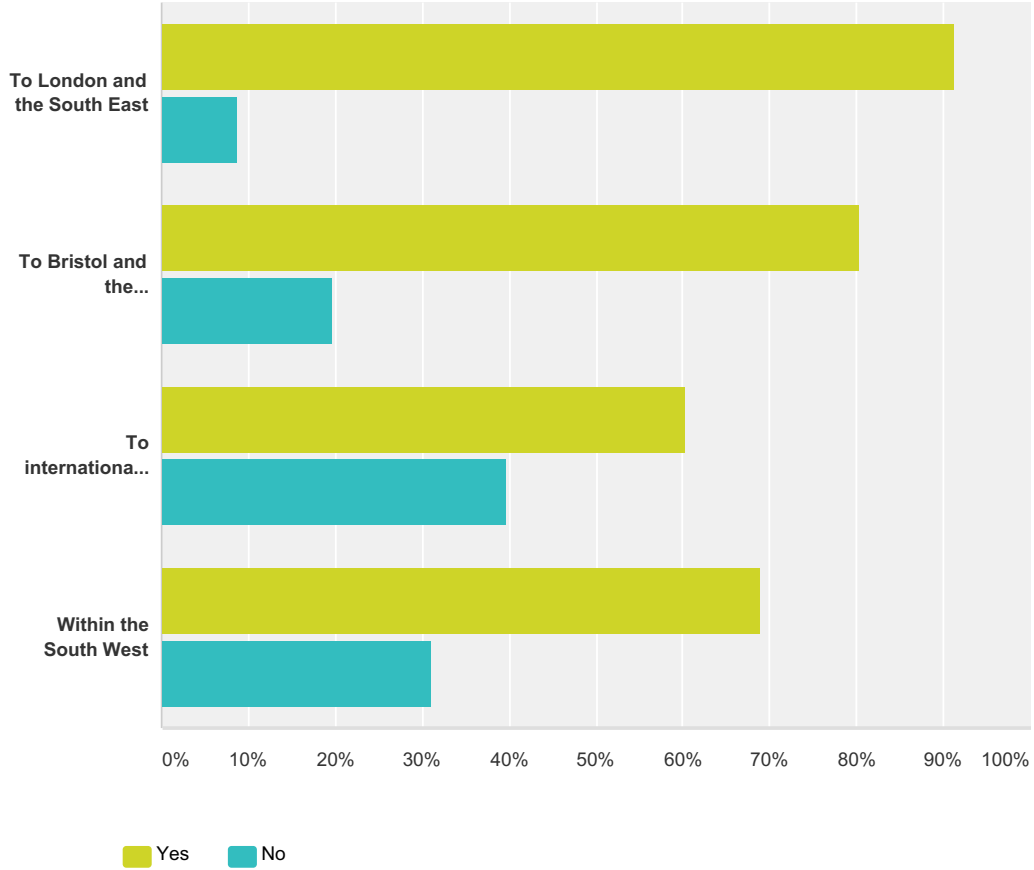
Answered: 284 Skipped: 9



Answer Choices	Responses	
Yes	53.87%	153
No	46.13%	131
Total		284

Q8 Please indicate whether the following rail connections are important for your business

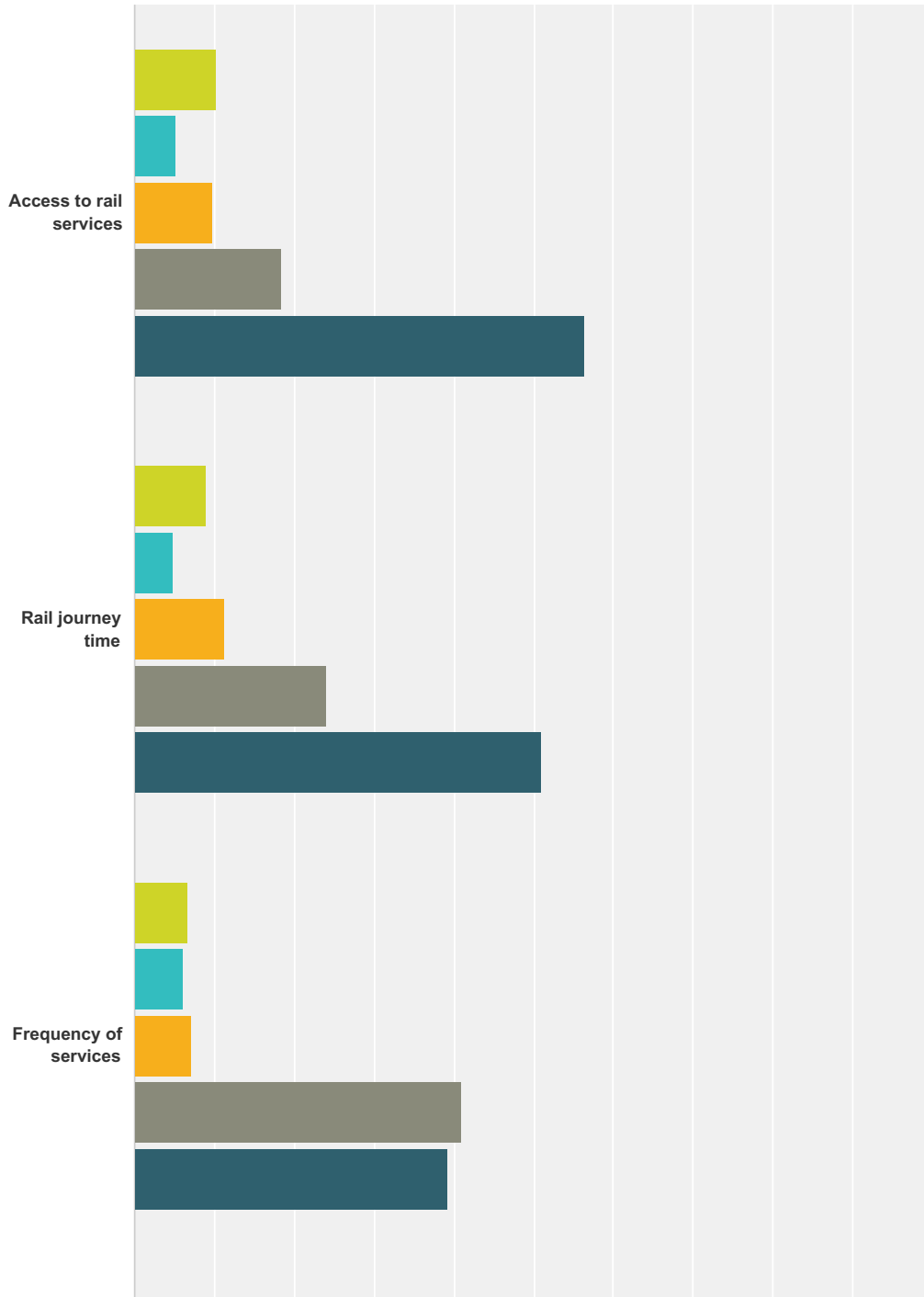
Answered: 271 Skipped: 22



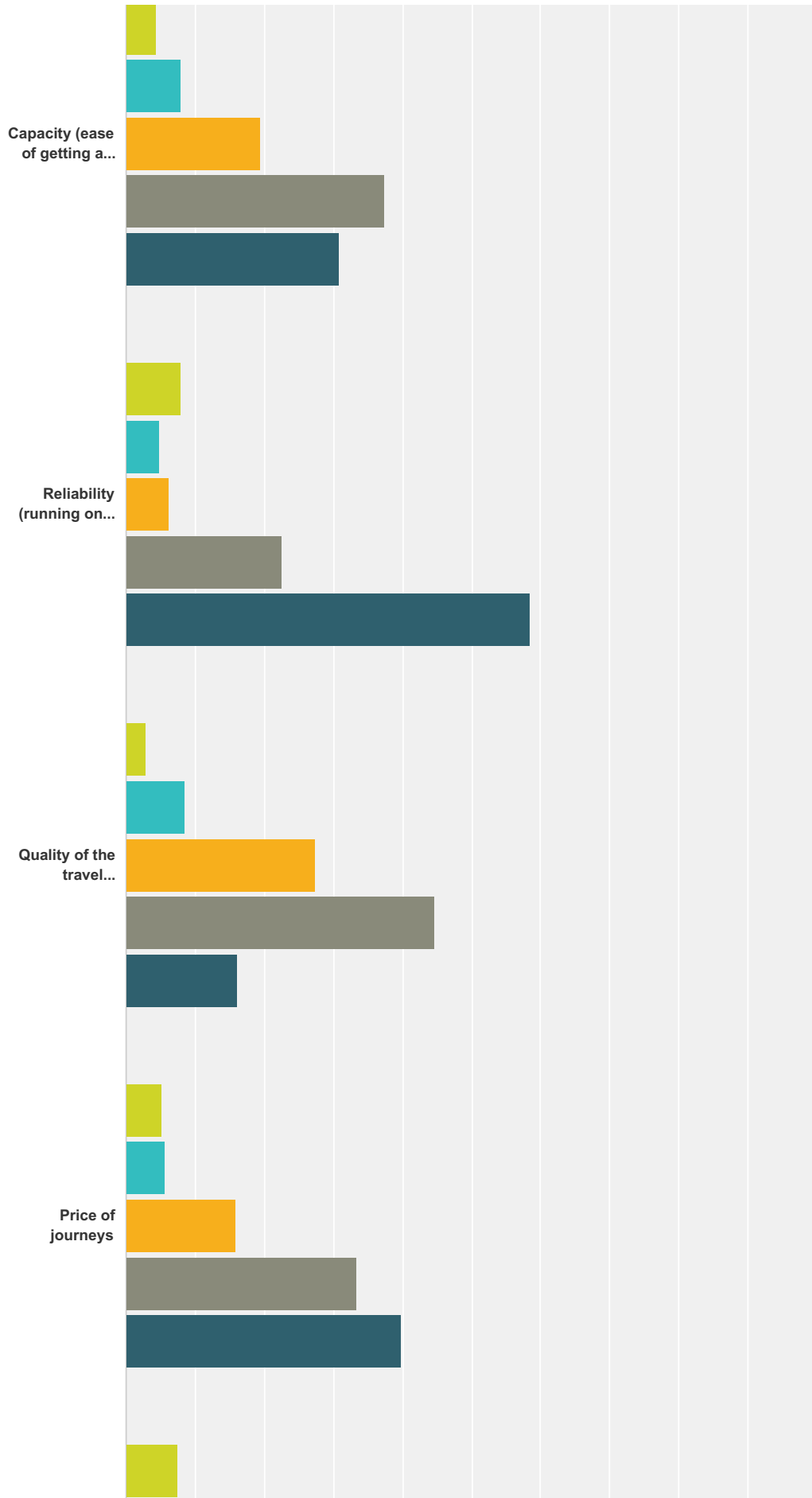
	Yes	No	Total
To London and the South East	91.14% 247	8.86% 24	271
To Bristol and the Midlands/North	80.45% 214	19.55% 52	266
To international airports	60.39% 154	39.61% 101	255
Within the South West	68.85% 179	31.15% 81	260

Q9 There are various aspects of connectivity, and the 20 year rail strategy will give the opportunity to improve some or all of these. Please indicate the importance of each aspect by giving a score for each on a scale from 1 (not very important) to 5 (very important) by selecting the appropriate number

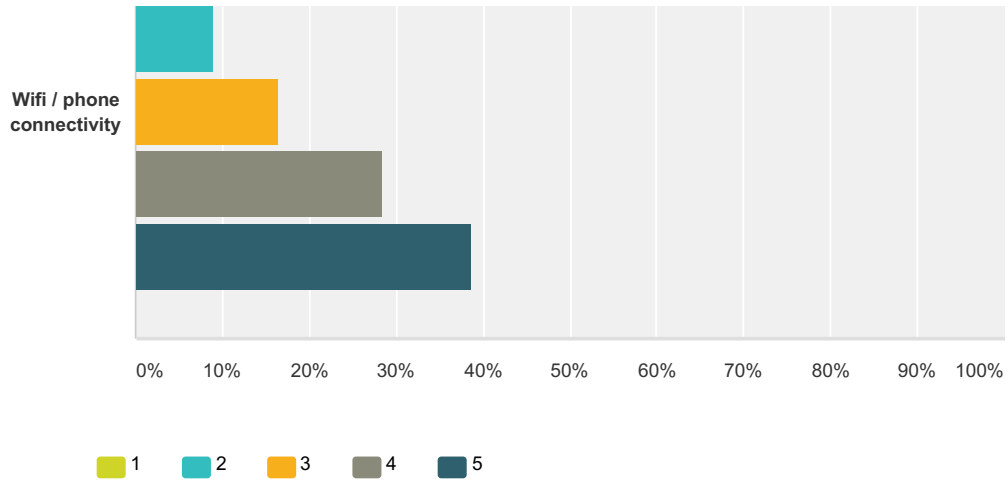
Answered: 269 Skipped: 24



Peninsula Rail Task Force Business Questionnaire



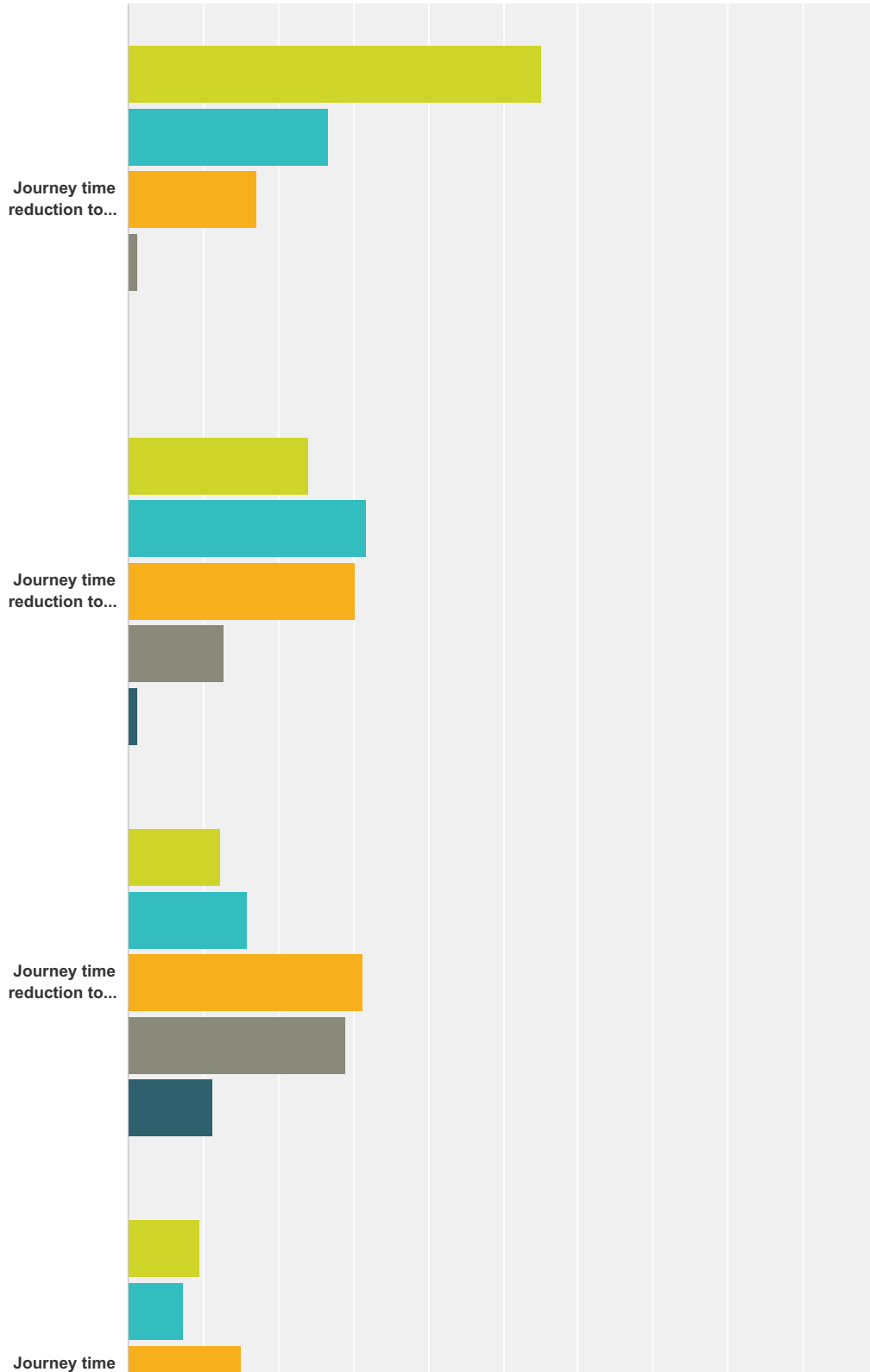
Peninsula Rail Task Force Business Questionnaire



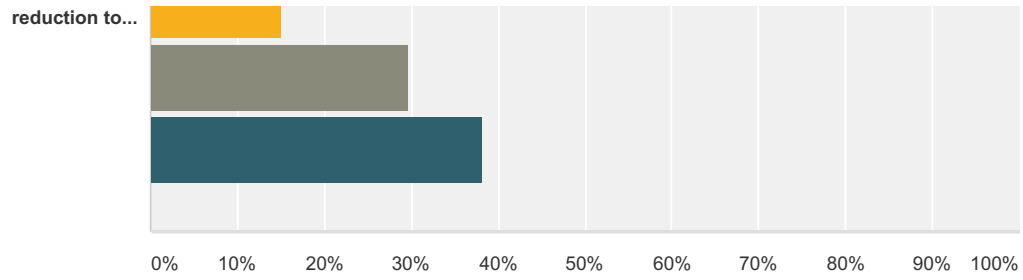
	1	2	3	4	5	Total
Access to rail services	10.15% 27	5.26% 14	9.77% 26	18.42% 49	56.39% 150	266
Rail journey time	8.99% 24	4.87% 13	11.24% 30	23.97% 64	50.94% 136	267
Frequency of services	6.74% 18	5.99% 16	7.12% 19	40.82% 109	39.33% 105	267
Capacity (ease of getting a seat)	4.48% 12	7.84% 21	19.40% 52	37.31% 100	30.97% 83	268
Reliability (running on time)	7.87% 21	4.87% 13	6.37% 17	22.47% 60	58.43% 156	267
Quality of the travel environment	3.01% 8	8.65% 23	27.44% 73	44.74% 119	16.17% 43	266
Price of journeys	5.26% 14	5.64% 15	15.79% 42	33.46% 89	39.85% 106	266
Wifi / phone connectivity	7.49% 20	8.99% 24	16.48% 44	28.46% 76	38.58% 103	267

Q10 Please indicate the impact for your business for each of the possible journey time reduction to London by selecting the appropriate impact for each.

Answered: 259 Skipped: 34



Peninsula Rail Task Force Business Questionnaire



- No expected impact on business
- Minor expected impact on business
- Moderate expected impact on business
- Significant expected impact on business
- Major expected impact on business

	No expected impact on business	Minor expected impact on business	Moderate expected impact on business	Significant expected impact on business	Major expected impact on business	Total
Journey time reduction to London: 15 mins	55.04% 142	26.74% 69	17.05% 44	1.16% 3	0.00% 0	258
Journey time reduction to London: 30 mins	24.03% 62	31.78% 82	30.23% 78	12.79% 33	1.16% 3	258
Journey time reduction to London: 45 mins	12.40% 32	15.89% 41	31.40% 81	29.07% 75	11.24% 29	258
Journey time reduction to London: 60 mins	9.65% 25	7.34% 19	15.06% 39	29.73% 77	38.22% 99	259

Q11 You may have other comments about the impact of improved rail services on your business. Please use the space below to add any comments you wish.

Answered: 112 Skipped: 181

Q12 It may be helpful for us to contact you to clarify any queries or comments that your response raises. Please could you provide us with relevant contact information for you and your business.

Answered: 173 Skipped: 120

Answer Choices	Responses	
Name	99.42%	172
Company	97.69%	169
Address	0.00%	0
Address 2	0.00%	0
City/Town	0.00%	0
State/Province	0.00%	0
ZIP/Postal Code	0.00%	0
Country	0.00%	0
Email Address	97.69%	169
Phone Number	90.17%	156